

ASHLEY SURE-SCALD


KENT COMPANY, INC.
 P.O. Box 610102
 Miami, FL 33261-0102

Built for Maximum Scalding Capacity with Minimum Labor

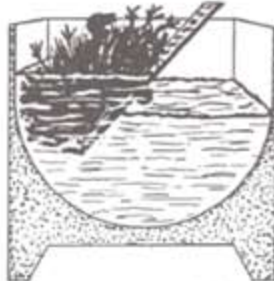
The Ashley Sure-Scald incorporates many features which eliminate unnecessary, time consuming motions from the scalding job. Designed for large production in limited space—no shackles or conveyor needed. Birds are not confined, but tumble freely, thus insuring a thorough scald. The Accurate Timing Device and Sensitive Thermostat eliminate guesswork. Inner Tank is constructed of 10-ga. and $\frac{3}{16}$ " steel, hot-dip galvanized. Available in three sizes.

CAPACITY

Model SS-30	10 Fryers	1-2 Tom Turkeys
Model SS-36	15-18 Fryers	3 Tom Turkeys
Model SS-48	25-30 Fryers	5 Tom Turkeys




1. Loaded position ready for scalding cycle. Just push the start button to begin operation. Timer automatically resets to desired time.



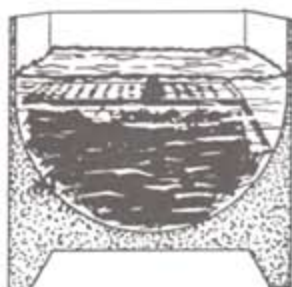
4. Birds are tumbled through the water and then out of the water. The platform rotates at 10 RPM—the range on the timer is from zero to 3 minutes.




2. Birds are dumped to bottom of tank—water sprays through holes in platform on to birds.



5. Stop position, when the time cycle is complete, ready for picking. The birds will drain, yet will not dry out if not picked immediately.



3. Birds are completely submerged—free to tumble in all positions thus insuring a thorough scald.



6. Platform is built of hot-dipped galvanized $\frac{1}{4}$ " Steel Plate with 1" holes. Holes facilitate removing wet leathers which are removed from bird during scalding operation.

SPECIFICATIONS

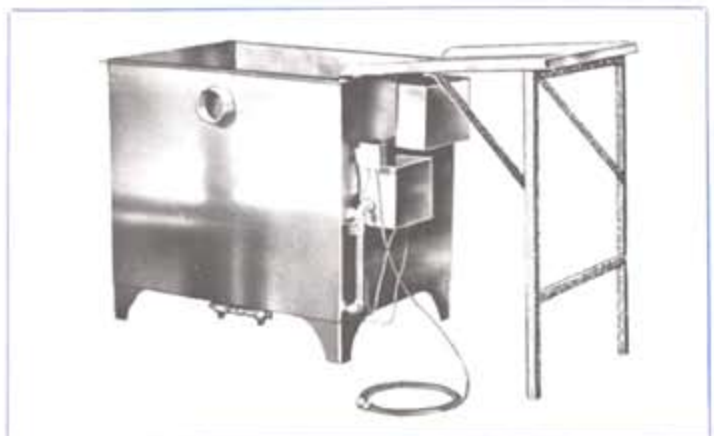
Model Number	Dimensions (L x W x D)		BTU	Motor	Shipping Weight lbs.
	Inside	Outside			
SS-30	30" x 26½" x 24½"	56" x 30" x 36"	125,000	½ HP	800
SS-36	36" x 30" x 27"	66" x 33" x 38½"	250,000	½ HP	1000
SS-48	48" x 36" x 30"	82" x 39" x 41½"	375,000	1 HP	1300

*Includes work table extension and flu diverter.

Thermometer: The wall type dial thermometer can be installed on the Scalding, and is optional equipment.

Drainboard: The Drainboard is standard with all tanks. Available with Automatic Steam Controls.

ASHLEY MANUAL GAS SCALDERS



Model No.	Gal. Cap.	Burner Capacity	Inside Dimensions			Shipping Weight/lbs.
			Length	Width	Depth	
M-38	38	40,000	20"	20"	23"	390
M-60	60	80,000	32"	22"	23"	480

Inside tank hot-dip galvanized after fabrication. Equipped with automatic heat controls.